

CORPORATION OF THE TOWNSHIP OF ESQUIMALT

BYLAW NO. 3089

A BYLAW TO REQUIRE THE PROVISION OF OFF-STREET PARKING AND LOADING AND TRANSPORTATION DEMAND MANAGEMENT MEASURES WITHIN THE CORPORATION OF THE TOWNSHIP OF ESQUIMALT

WHEREAS Council may, pursuant to the fundamental powers granted in the *Community Charter* and the powers, duties, and functions granted in the *Local Government Act* and having considered relevant provincial guidelines.

NOW, THEREFORE THE MUNICIPAL COUNCIL OF THE CORPORATION OF THE TOWNSHIP OF ESQUIMALT, in an open meeting assembled, enacts as follows:

PART 1 – TITLE AND ADMINISTRATION

1. CITATION

(1) This Bylaw may be cited for all purposes as the “Parking Bylaw, 2025, No. 3089”.

2. DEFINITIONS

(1) Words and phrases used in the Zoning Bylaw, 1992, No.2050, as amended from time to time, shall have the same meaning in this Bylaw.

(2) Words and phrases used in this Bylaw that are not included in this section or in the Zoning Bylaw or Subdivision and Development Services Bylaw shall have the meanings that are commonly assigned to them in the context in which they are used in the Bylaw.

(3) In this Bylaw, unless otherwise stated, the following definitions shall apply:

“Affordable Housing” in the context of this bylaw, means a Unit occupied by households with a gross annual income at or below BC Housing Income Limits for the Greater Victoria region as contemplated in a Housing Agreement used for the purpose of providing rental housing to households for Affordable Rent, with each Affordable Unit rented under the terms of a residential tenancy agreement that complies with the provisions of the *Residential Tenancy Act* and must not be occupied by the registered owner.

“Affordable Rent” means a rent that is no more than 30% of the gross annual income for households at or below the BC Housing Income limits for the Greater Victoria region, as determined by the size of the unit from time to time.

“Arts and Cultural Facility” means a facility used for displaying, storing, restoring or the holding of events related to art, literature, music, history, performing arts, or science including, but not limited to an art gallery, archive, museum, theatre, or interpretive centre.

“Bicycle Space” means an area of a parcel, structure, or building used for Short-Term or Long-Term Bicycle Parking.

“Dwelling - Multiple Family (Condominium)” means a Dwelling - Multiple Family use in a building regulated by the *Strata Property Act*.

“Dwelling - Multiple Family (Apartment)” means a Dwelling - Multiple Family use secured as rental housing through rental restricted zoning, Section 219 covenant, or a housing

agreement with a term equal to the life of the building or shorter term approved by a resolution of Council.

“Electric Vehicle Energy Management System” means a system consisting of monitors, communications equipment, controllers, timers, and other applicable devices used to control electric vehicle charger loads through the process of connecting, disconnecting, increasing, or reducing electric power to the loads.

“Energized Electric Vehicle Outlet” means a connection point in an electrical wiring installation at which current is taken, and a source of voltage is connected to supply utilization equipment for the specific purpose of charging an electric vehicle and provides a minimum Level 2 electric charging level as defined by SAE International’s J1772 standard.

“Esquimalt Designated Frequent Transit Area” means the area so designated on Figure 1 in order to differentiate the requirements of this bylaw including in accordance with sections 525(3) and 527.1(5) of the *Local Government Act* and, for greater certainty, does not include Transit-Oriented Areas defined by Provincial Regulation in accordance with LGA s525.1 [Note: At the time of enactment of this Bylaw, no Transit-Oriented Areas have been identified in Esquimalt by the Province].

“Gross Floor Area” means, for the purposes of parking calculations, the entire area which in plan is enclosed by the interior face of the exterior walls of a Building excluding:

- All portions of a Building used or intended to be used for parking or temporary storage of vehicles including bicycle storage.
- Stairs and stairwells.
- Areas that have no surface on which to stand and are open to below.
- Any portion of a Building where the ceiling height is less than 1.2 metres above the floor.
- Mechanical rooms and mechanical shafts.
- Elevator shafts.
- Bathrooms, change rooms, and end of trip facilities
- Cisterns, attenuation tanks, and similar structures.
- Electrical rooms including generator rooms.
- Rooms dedicated to communications equipment.
- Storage and locker rooms where the floor is a minimum of 1.8 m below finished grade.

“Level 2 Charging” means a Level 2 Electric Vehicle charging level as defined by SAE International’s J1772 standard.

“Loading Space” means an area of a parcel, structure, or building used only for the delivery of goods to and from a parcel, structure, or building by motor vehicle. For clarity, this does not include a Parking Space.

“Long-Term Bicycle Parking” means a bicycle space primarily designed to provide secure parking for employees or residents of the building.

“Minimum Charging Level” refers to the minimum charging level to be provided at each energized space or electric vehicle charger.

“Mobility Scooter” means a power-operated mobility aid similar to a wheelchair but configured with a flat area for the feet and handlebars for steering designed to accommodate one person

"Mobility Scooter Parking Space" means an area of land, structure, or building used for long-term or short-term Mobility Scooter parking.

"Off-Street Parking" means all motor vehicle (including electric vehicles and electric bicycles), bicycle, and mobility scooter, Parking Spaces, facilities, EV infrastructure, and structures not located on a highway.

"Oversized Bicycle" means larger, non-standard bicycles such as cargo bikes, bicycles with trailers, recumbent bicycles, and other larger bicycles.

"Parking Area" means an area of a parcel, structure, or building used for parking vehicles and related access purposes.

"Parking Space" means a space marked out in a Parking Area and used only for the parking of one vehicle. For clarity, this does not include a Loading Space.

"Parking Study" means a recent report prepared by a professional transportation engineer, or other qualified professional to the reasonable satisfaction of the Director of Development Services or Director of Engineering and Public Works, applicable to the development under consideration.

"Persons with Disabilities" means a person who holds a valid disabled parking permit issued by an authorized agency.

"Short-Term Bicycle Parking" means a bicycle space primarily designed to provide parking for a period of less than 24 hours for persons who are not residents or employees of the building.

"Senior Citizens' Apartments" means a Dwelling – Multiple Family building designed for and occupied by persons 55 years of age and older. Younger spouses shall be permitted.

"Van Accessible Parking Space" means a parcel, structure, or building used for Persons with Disabilities designed and installed for parking larger vehicles, such as wheelchair-accessible vans, in accordance with the specifications and dimensions in Part 4, Section 16.

PART 2 – APPLICATION, COMPLIANCE, AND SEVERABILITY**3. APPLICATION**

- (1) Owners of any parcel, structure, or building within the Township of Esquimalt shall provide and maintain Off-Street Parking, Loading Spaces, and Electric Vehicle infrastructure in accordance with the requirements and design and servicing standards of this Bylaw.
- (2) If a parcel, a structure or a building is used for a use not specifically listed in this Bylaw, the Off-Street Parking, Loading Space and Electric Vehicle infrastructure requirements for that use shall be determined by reference to the most similar use that is specifically listed.
- (3) All required Off-Street Parking, Loading Spaces and Electric Vehicle infrastructure shall be located entirely within the same parcel as the structure, building, or use for which they are intended to serve.
- (4) Notwithstanding Section 3(3), up to 40% of the Off-Street Parking as required by this Bylaw, may be located on adjacent parcels provided that:
 - a. The spaces are built and are accessible at specified times in accordance with the standards of this Bylaw;
 - b. The spaces are within 200m of the parcel for which they are required;
 - c. The land upon which the spaces are provided are restricted by a covenant registered pursuant to section 219 of the *Land Titles Act*; and
 - d. The continued use of Parking Spaces is ensured through the registration of a covenant and easement, in favour of the benefitting party and which cannot be extinguished without the approval of the Township.
- (5) Off-Street Parking and Loading Spaces, and access areas are not permitted within any required landscaped area.

4. CALCULATIONS

- (1) When the calculation of a requirements results in a fractional figure, it shall be rounded upward to the nearest whole number.
- (2) In the case of different uses on the same parcel, the total requirements shall be the sum of the uses calculated separately.

5. CHANGE OF USE

- (1) The use of any parcel, structure, or building, may not be altered to any other use requiring a greater number of Off-Street Parking Spaces until each of the following Off-Street Parking requirements are provided in accordance with the amount and standards of this Bylaw:
 - a. Table 1 Minimum Vehicle Parking Supply Requirements
 - b. Visitor Parking Spaces,
 - c. Parking Spaces for Persons with Disabilities,
- (2) In addition, change of uses requiring a greater number of Off-Street Parking Spaces for buildings constructed with Building Permit issued on January 1, 2022, or later shall also comply with the Electrical Vehicle infrastructure requirements of this Bylaw.

6. SEVERABILITY

- (1) Any section or lesser portion of this Bylaw which is held to be invalid by a Court may be severed from the balance of this Bylaw without affecting the validity of the remaining portions of this Bylaw.
- (2) For greater certainty, should the province designate a portion of the Township as a Transit-Oriented Area under section 525.1 of the *Local Government Act*, then the requirements for off-street parking spaces under this Bylaw shall be adjusted accordingly.

PART 3 – ADMINISTRATION AND ENFORCEMENT**7. ADMINISTRATION**

- (1) The Township's Chief Administrative Officer, Director of Development Services, Director of Engineering and Public Works, Director of Strategic Initiatives, and Bylaw Enforcement Officers, and their respective designates may administer and enforce this Bylaw, as may other officers, employees and agents appointed by Council from time to time.
- (2) Persons appointed under Section 7(1) may enter any property subject to this Bylaw at all reasonable times for the purpose of ascertaining whether this Bylaw is being observed.

8. OFFENCE AND PENALTY

- (1) A person who contravenes, violates or fails to comply with any provision of this Bylaw, or who suffers or permits any act or thing to be done in contravention or violation of this Bylaw, or who fails to do anything required by this Bylaw, commits an offence and shall be liable upon conviction of a fine of not more than \$10,000 (Ten Thousand Dollars) and subject to any other penalty or order imposed or remedies available to the Township pursuant to the *Community Charter*, SBC, 2003, c. 26, as amended from time to time, and the *Offence Act*, RSBC, 1996, c. 338, as amended from time to time.
- (2) Where an offence under this Bylaw is of a continuing nature, each day that the offence continues or is permitted to continue shall constitute a separate offence.
- (3) This Bylaw may be enforced pursuant to the Bylaw Notice Enforcement Bylaw, 2014, No. 2839, as amended from time to time, and the Ticket Information Utilization Bylaw, 2005, No. 2619, as amended, or replaced, from time to time.

9. OBSTRUCTION

- (1) No person shall prevent or obstruct any official appointed under Section 7(1) from carrying out their powers or duties under this Bylaw.

PART 4 – VEHICLE PARKING REQUIREMENTS**10. VEHICLE PARKING SUPPLY**

- (1) Off-Street Parking and Electric Vehicle infrastructure shall be provided for all uses specified in this Part.
- (2) The minimum number of required Off-Street Parking Spaces shall be calculated in accordance with **Table 1**.
- (3) For the purposes of minimum vehicle parking requirements, the “Esquimalt Designated Frequent Transit Area” area refers to any lot entirely or partially within those areas defined in **Figure 1**. Areas outside of the “Esquimalt Designated Frequent Transit Area” are defined as “All Other Areas.”
- (4) In a mixed residential and commercial development, up to 50% of the required visitor Parking Spaces may be assigned to commercial use to appropriate business hours (usually between 9:00 a.m. and 5:00 p.m.). if supported by a Parking Study prepared by a qualified professional.
- (5) Visitor Parking Spaces shall be clearly marked “VISITOR” on the parking surface or with a sign stating that the Parking Space is for visitor purposes. For visitor Parking Spaces assigned to commercial uses to appropriate business hours (usually between 9:00 a.m. and 5:00 p.m.) the markings or signage shall include the specific time restrictions.

TABLE 1. MINIMUM VEHICLE PARKING SUPPLY REQUIREMENTS

Use	Parking Requirement		
	Esquimalt Designated Frequent Transit Area	All Other Areas	Visitor Parking (All Areas)
Residential			
Dwelling – Single Family that does not meet the “Dwelling – Small Scale Multi-Family Housing” definition	1.0 per dwelling unit	1.0 per dwelling unit	0
Suite within a Dwelling – Single Family that does not meet the “Dwelling – Small Scale Multi-Family Housing” Definition	1.0 per dwelling unit	1.0 per dwelling unit	0
Detached Accessory Dwelling Unit that does not meet the “Dwelling- Small Scale Multi-Family Housing” definition.	1.0 per dwelling unit	1.0 per dwelling unit	0
Dwelling – Two Family that does not meet the “Dwelling – Small Scale Multi-Family Housing” definition	1.0 per dwelling unit	1.0 per dwelling unit	0
Dwelling – Small Scale Multi-Family Housing	0.5 per dwelling unit	1 per dwelling unit	0
Dwelling – Townhouse that does not meet the “Dwelling – Small Scale Multi-Family Housing” definition	0.5 per dwelling unit	1 per dwelling unit	0.1 spaces per dwelling unit

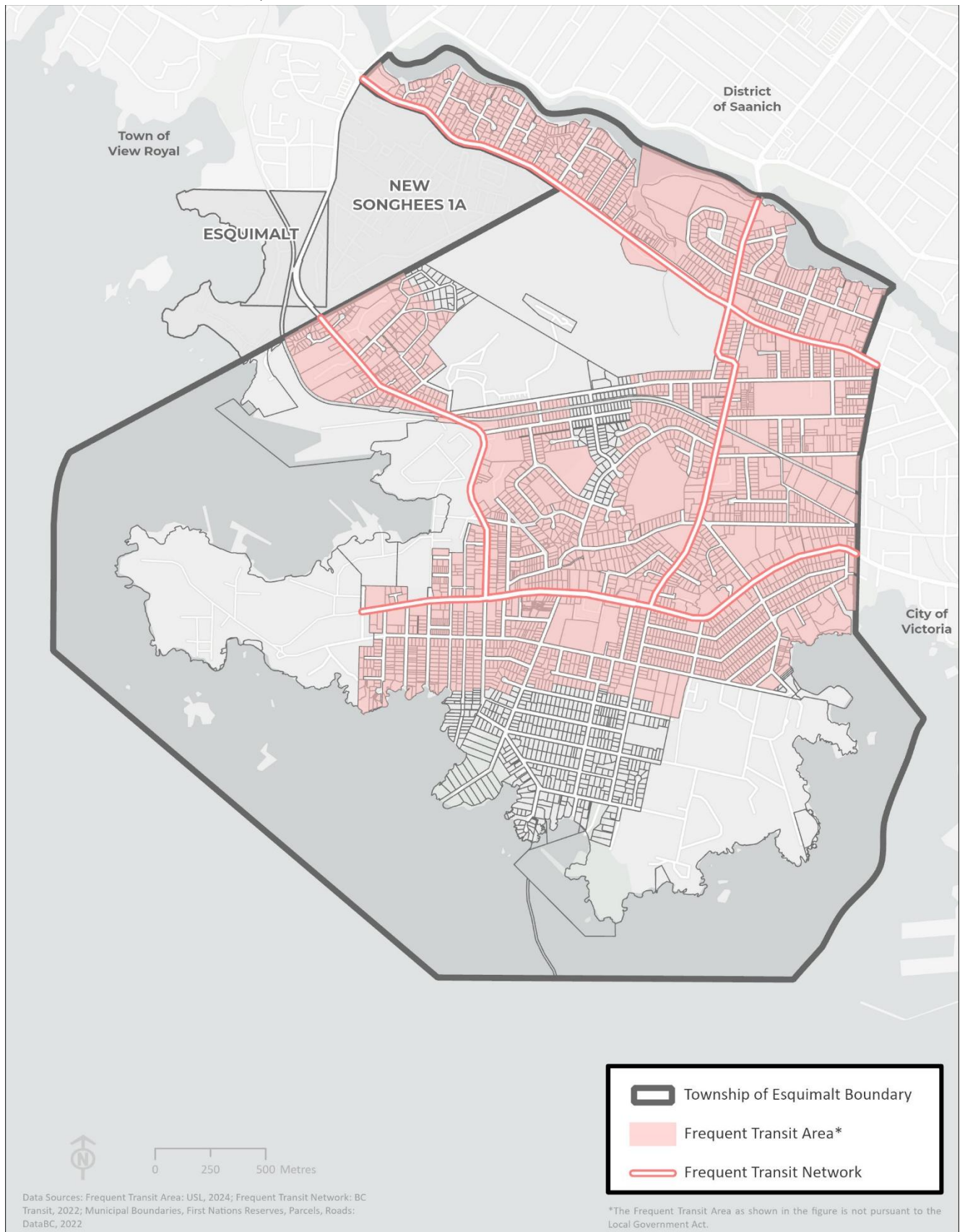
Use	Parking Requirement		
	Esquimalt Designated Frequent Transit Area	All Other Areas	Visitor Parking (All Areas)
Dwelling - Multiple Family (Condominium) And Dwelling – Multiple Family (not captured by other categories)	0.6 per studio dwelling unit	0.8 per studio dwelling unit	0.1 spaces per dwelling unit
	0.7 per one-bedroom dwelling unit	1.0 per one-bedroom dwelling unit	
	0.9 per dwelling unit greater than one bedroom	1.15 per two-bedroom dwelling unit	
		1.35 per dwelling unit greater than two bedrooms	
Dwelling - Multiple Family (Apartment)	0.5 per studio dwelling unit	0.6 per studio dwelling unit	0.1 spaces per dwelling unit
	0.6 per one-bedroom dwelling unit	0.8 per one-bedroom dwelling unit	
	0.8 per dwelling unit greater than one bedroom	0.9 per two-bedroom dwelling unit	
		1.0 per dwelling unit greater than two bedrooms	
Affordable Housing	0.0 per dwelling unit	0.4 per studio dwelling unit	0.1 spaces per dwelling unit
		0.6 per one-bedroom dwelling unit	
		0.85 per dwelling unit greater than one bedroom	
Live Work Unit	0.0 per Live Work Unit	1 per business in addition to the requirement for residential parking	0.1 spaces per dwelling unit
Seniors Citizens’ Apartments and Congregate Care Senior Citizens' Apartment	0.3 per dwelling unit	0.5 per dwelling unit	0.1 spaces per dwelling unit
Community Care Facility	0.25 per dwelling unit or sleeping unit		0.1 spaces per dwelling unit or sleeping unit
Recovery Home	0.1 per dwelling unit or sleeping unit		0.1 spaces per dwelling unit sleeping unit
Liveaboard and Floating Home	1 per dwelling unit		0.1 spaces per dwelling unit
Commercial			
Business and Professional Office	1 per 45 sq. m of gross floor area	1 per 35 sq. m of gross floor area	0
Convenience Store	1 per 40 sq. m of gross floor area with a minimum of 3 spaces	1 per 35 sq. m of gross floor area with	0

Use	Parking Requirement		
	Esquimalt Designated Frequent Transit Area	All Other Areas	Visitor Parking (All Areas)
		a minimum of 4 spaces	
Entertainment	1 per 20 sq. m of gross floor area	1 per 15 sq. m of gross floor area	0
Financial Institution	1 per 45 sq. m of gross floor area	1 per 30 sq. m of gross floor area	0
Golf Course	4 per golf hole		0
Hotel, Motel, Bed and Breakfast, and Tourist Accommodation	1 per rentable room used for sleeping		0
Medical/Health Offices and Clinics including Vets.	1 per 37.5 sq. m of gross floor area	1 per 30 sq. m of gross floor area	0
Other Commercial	1 per 35 sq. m of gross floor area	1 per 30 sq. m of gross floor area	0
Personal Service Establishment	1 per 37.5 sq. m of gross floor area	1 per 30 sq. m of gross floor area	0
Restaurant, Licensed Liquor Establishment, and Liquor Lounge Tasting Room	1 per 25 sq. m of gross floor area	1 per 20 sq. m of gross floor area	0
Service Station, including automobile repair, servicing and body shops, and car wash	1 per 35 sq. m of gross floor area		0
Retail Store and Liquor Store	Less than 700 sq. m of gross floor area: 1 per 40 sq. m of gross floor area	Less than 700 sq. m of gross floor area: 1 per 35 sq. m of gross floor area	0
	Over 700 sq. m: 1 per 45 sq. m of gross floor area	Greater than 700 sq. m of gross floor area: 1 per 40 sq. m of gross floor area	0
Boat Rental and Passenger Charter	1 per 2 berths		0
Boat Moorage Facility	1 per 4 berths		0

Industrial		
Beverage Manufacturer	1 per 100 sq. m of gross floor area	0
Wholesaling and Wholesale Distribution	1 per 75 sq. m of gross floor area	0
Warehousing and Storage	1 per 250 sq. m of gross floor area	0
Manufacturing	1 per 100 sq. m of gross floor area	0

Use	Parking Requirement		
	Esquimalt Designated Frequent Transit Area	All Other Areas	Visitor Parking (All Areas)
Repair Shop (other than automobile repair, servicing and body shop)	1 per 100 sq. m of gross floor area		0
Public Institutional, Cultural, and Recreational			
Arts and Cultural Facility; including library	1 per 40 sq. m of gross floor area		0
Assembly Use	1 per 20 sq. m of gross floor area used for assembly		0
Group Children's Day Care Centre	1 per 5 children permitted as licensed under the <i>Community Care and Assisted Living Act</i>		0
Hospital	1 per 65 sq. m of gross floor area		0
Post-secondary Institution	1 per 50 sq. m of gross floor area		0
Recreation Centre	1 per 20 sq. m of gross floor area		0
School, Elementary and Middle	1 per 130 sq. m of gross floor area		0
School, Secondary	1 per 80 sq. m of gross floor area		0

FIGURE 1. “ESQUIMALT DESIGNATED FREQUENT TRANSIT AREAS” ELIGIBLE FOR REDUCED PARKING REQUIREMENTS



11. PARKING DESIGN AND LAYOUT

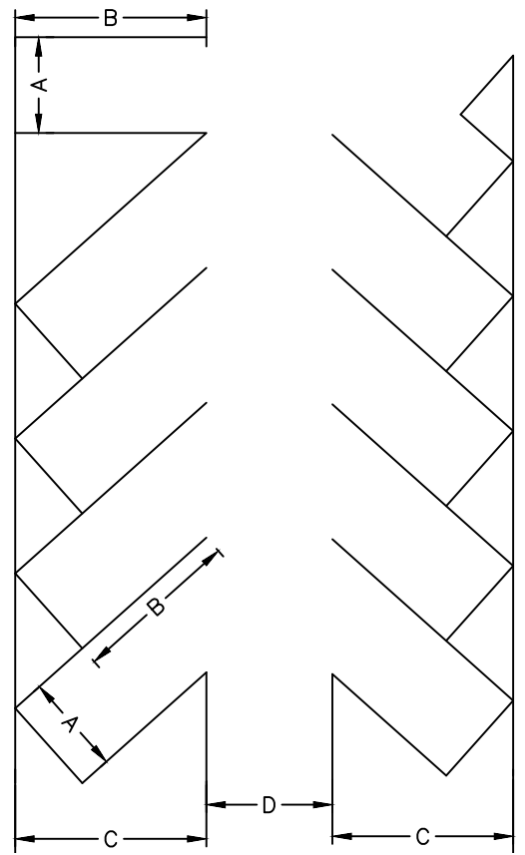
- (1) Vehicle Parking Space and aisle dimensions shall be in accordance with the minimum dimensions outlined in **Table 2**.
- (2) Where an Off-Street Parking Space abuts an obstruction that prevents the opening of a vehicle door within the parcel, including but not limited to a wall, column, fence, or property line, the Parking Space shall:
 - a. Include an additional 0.3m in width where it abuts an obstruction on one side; or
 - b. Include an additional 0.6m in width where it abuts an obstruction on both sides.
- (3) Notwithstanding section 11. (2), structural columns may be located between Parking Spaces as follows:
 - a. Any column encroachment into a Parking Space shall be setback from the maneuvering aisle a minimum of 0.6 m and a maximum of 1.2 m
 - b. The maximum encroachment of a column into a Parking Space is 0.15m
- (4) In a mixed residential and commercial development, Parking Spaces for residential dwelling units shall be separate from those provided for other uses and shall have markings or a sign stating that the Parking Space is for residential purposes only.

TABLE 2. VEHICLE PARKING SPACE AND AISLE DIMENSION REQUIREMENTS
(MEASUREMENTS IDENTIFIED IN DIAGRAM BELOW)

Parking Angle	Minimum Parking Space / Minimum Aisle Dimensions			
	Width	Length	Depth to Curb	Aisle Width
0° (parallel parking)	2.6m	6.7m	2.6m	3.7m (one-way)
30°	2.6m	5.5m	5.2m	3.7m (one-way)
45°	2.6m	5.5m	5.7m	3.7m (one-way)
60°	2.6m	5.5m	6.0m	6.1m (one-way)
90°	2.6m	5.5m	5.5m (small-car 4.5m, see Sec. 13)	7.0m (two-way)*
90° (Alternative Option)	2.7	5.1	5.1 (no small-car parking allowed)	7.0 (two-way)

*The minimum aisle width for only one bank of parking may be reduced to be 6.75m.

FIGURE 2. Parking Stall Dimensions – “A” is width, “B” is length, and “C” is depth to curb.



12. TRANSPORTATION DEMAND MANAGEMENT

- (1) Where any of the criteria listed in column 1 of **Table 3** are met in a Dwelling - Multiple Family, Commercial, or Industrial building, (or the applicable portion of a mixed-use building) or as specified in the table, vehicle Parking Space requirements of Table 1 shall be reduced by the level indicated in column 2 in **Table 3**.
- (2) Reductions may be cumulative with percentage reductions taken from the total required vehicle parking supply.
- (3) All on-site car share vehicles shall be located outside of secure parking facilities, with a preference for surface Parking Areas that are easily accessed by the public.

TABLE 3. TRANSPORTATION DEMAND MANAGEMENT STRATEGIES ELIGIBLE FOR VEHICLE PARKING SUPPLY REDUCTIONS

Transportation Demand Management Strategy	Parking Reduction
Car share vehicle(s) and dedicated parking space(s) are provided on-site or within 100m of the parcel (residential uses only).	5% of total vehicle parking supply per car share vehicle and dedicated Parking Space provided (to a maximum of 10% of required parking supply).
A car share membership is provided for each dwelling unit in residential uses, with a maximum ratio of 100 car share memberships per car share vehicle provided on-site. And on-site car share vehicles are provided for the residential use.	10% of total required vehicle parking supply
20% additional Long-Term Bicycle Parking Spaces are provided above minimum bicycle parking supply requirements in Section 23.	5% of total required vehicle parking supply
20% of all required Long-Term Bicycle Parking Spaces are designed for Oversized Bicycles.	5% of total required vehicle parking supply
A parcel is within the Esquimalt Designated Frequent Transit Network in Figure 1 , providing \$1,500 per dwelling unit for all dwelling units in a Dwelling – Multiple Family building under the BC Transit EcoPASS program.	5% of total required vehicle parking supply

13. SMALL CAR PARKING

- (1) A maximum of 50% of the total required Parking Spaces may be designed for small cars.
- (2) Small car Parking Spaces may be reduced in depth for 90-degree Parking Spaces from 5.5m to 4.5m.
 - a. Small car Parking Spaces provided at any other angles shall be determined to be suitable by a qualified professional.
- (3) Small car Parking Spaces shall be clearly marked “SMALL CAR” on the parking surface or with a sign stating that the Parking Space is for small cars.

14. VEHICLE PARKING FOR PERSONS WITH DISABILITIES

- (1) For Senior Citizens’ Apartments, Congregate Care Senior Citizens’ Apartment and Community Care Facility uses, 15% of all required vehicle Parking Spaces shall be provided as parking for Persons with Disabilities.

- (2) For Hospital, Medical Office (and similar), and Recreation Centre uses, 10% of all required vehicle Parking Spaces shall be provided as parking for Persons with Disabilities.
- (3) For all other uses, the minimum number of required parking for Persons with Disabilities shall be calculated in accordance with **Table 4**.
- (4) All required parking for Persons with Disabilities shall meet the design requirements for Parking Spaces for Persons with Disabilities, except:
 - a. The first required Parking Space for Persons with Disabilities shall meet the design requirements for both Parking Spaces for Persons with Disabilities and Van Accessible Parking Spaces.
 - b. Where three or more Parking Spaces for Persons with Disabilities are required, one shall be provided as a Van Accessible Parking Space.

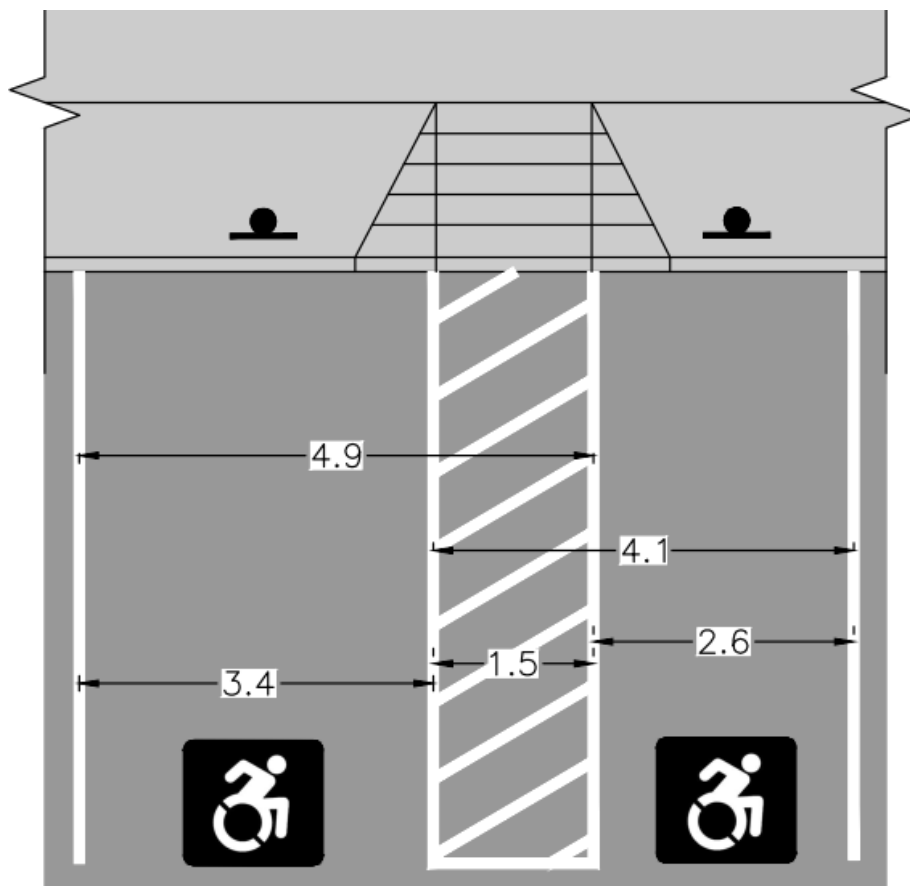
TABLE 4. PARKING SPACE FOR PERSONS WITH DISABILITIES SUPPLY REQUIREMENTS

Total Vehicle Parking Supply Required	Parking Space for Persons with Disabilities Supply Required
0-10 spaces	0 spaces
11-20 spaces	1 space
21-50 spaces	2 spaces
51+ spaces	One additional Parking Space for Persons with Disabilities for each additional 50 total Parking Spaces required

- (5) Parking Spaces for Persons with Disabilities shall be located closest to the accessible building entrance or site access point.
- (6) Parking Spaces for Persons with Disabilities and aisle dimensions shall be in accordance with the standards outlined below and in **Figure 2**:
 - a. Parking Spaces for Persons with Disabilities shall be a minimum 4.1m in width.
 - b. Van Accessible Parking Spaces shall be a minimum 4.9m in width.
 - c. Parking Spaces for Persons with Disabilities shall be a minimum 5.5 m in length.
 - d. The minimum clearance from the pavement to the underside of any ceiling structure for the drive aisle accessing a Parking Space for Persons with Disabilities and the designated Parking Space for Persons with Disabilities shall be a minimum of 2.75m.
 - e. All Parking Spaces for Persons with Disabilities shall maintain an adjacent access aisle of a minimum 1.5m in width marked with a diagonal hatched pavement marking.

- f. Two adjacent Parking Spaces for Persons with Disabilities may share a single access aisle.
 - g. Parking Spaces for Persons with Disabilities shall be clearly marked on the parking surface or with a sign stating that the parking space is for Persons with Disabilities.
- (7) Where Parking Spaces for Persons with Disabilities in a surface Parking Area abuts an obstruction, including but not limited to a wall, column, fence, curb and property line, the Parking Space shall:
- a. Include an additional 0.3m in width where it abuts an obstruction on one side.
 - b. Include an additional 0.6m in width where it abuts an obstruction on both sides.
- (8) Parking Spaces for Persons with Disabilities shall have a firm, stable, and slip-resistant surface.
- (9) Parking Spaces for Persons with Disabilities, adjacent drive aisles, and key circulation corridors shall be level, with a maximum five percent (5%) slope in any direction.
- (10) Curb ramps shall be used on any curb between the Parking Space and the building entrance where needed to facilitate circulation between the parking surface level and sidewalk or walkway level.

FIGURE 3 PARKING SPACES FOR PERSONS WITH DISABILITIES DIMENSION REQUIREMENTS



15. ELECTRIC VEHICLE PARKING

- (1) The minimum number of required Energized Electric Vehicle Outlets shall be calculated in accordance with **Table 5**.
- (2) An Energized Electric Vehicle Outlet shall be assigned to an individual vehicle Parking Space and shall be located no further than 3.0m from that space.
- (3) Where L2 is specified in **Table 5** as the Minimum Charging Level, an Electric Vehicle Energy Management System is not permitted.
- (4) Where L2M is specified in **Table 5** as the Minimum Charging Level, an Electric Vehicle Energy Management System is permitted but is not required.

TABLE 5. MINIMUM ENERGIZED ELECTRIC VEHICLE OUTLET SUPPLY REQUIREMENTS

Use	EV Charging Infrastructure Requirements	
	Minimum Energized Electric Vehicle Outlets	Minimum Charging Level
Residential		
Dwelling - Single Family	1 space	L2M
Dwelling - Two Family	1 space per Dwelling Unit	
Dwelling – Small-Scale Multi- Family Housing	100%	
Dwelling - Multiple Family and Dwelling - Townhouse	100%	
Detached Accessory Dwelling Unit	100%	
Senior Citizens' Apartments and Congregate Care Senior Citizens' Apartment	100%	
Community Care Facility	50%	
Floathome and Liveaboard	100%	
Commercial		
Business and Professional Offices; Medical/Health Offices and Clinics including Vets.	10%	L2M
All other commercial	10%	L2
Industrial		
All Industrial uses	10%	L2
Public Institutional, Cultural, and Recreational		
Hospital	10%	L2M

School	10%	
All other Public Institutional, Arts and Cultural Facility, and Recreational uses	10%	L2

General

Where one or more Parking Spaces for Persons with Disabilities are required, 100% of Parking Spaces for Persons with Disabilities shall have access to an Energized Electric Vehicle Outlet.

16. SURFACE MATERIAL & GRADING

- (1) Each parking space, driveway, and manoeuvring aisle in all Parking Areas shall be surfaced with:
 - a. Asphalt,
 - b. concrete,
 - c. paving blocks, or
 - d. other durable dust-free material that is accompanied by a minimum 2.0 wide concrete or asphalt apron separating the material from the property line.
- (2) Each Parking Area shall be designed and constructed in accordance with accepted engineering practices, with ramp grades not exceeding 15% gradient, and Parking Areas not exceeding 8% gradient.
- (3) Parking Areas shall be graded to prevent surface drainage from being directed to adjacent lands and shall be drained to a municipal storm drainage system or on-site engineered stormwater management facility.

17. LANDSCAPING

- (1) Where 10 or more vehicle Parking Spaces are required and parking is provided in a surface Parking Area, a minimum of 5% of the Parking Area shall be soft landscaped area consisting of grass, plants, trees, or stormwater management facilities (excludes stormwater management facilities that are hardscaped).
- (2) Where a vehicle Parking Area is located adjacent to a highway, the Parking Area shall include a soft landscaped area of a minimum of 2.0m in width between the Parking Area and the highway boundary.
- (3) Parking, loading and storage of vehicles is not permitted within any required landscaped area.

18. PEDESTRIAN FACILITIES

- (1) A minimum 1.8 m pedestrian walkway shall be installed across the length of any surface Parking Area providing direct access to the primary building entrance.
 - a. For all commercial land uses, and
 - b. For all other uses, where ten (10) or more vehicle Parking Spaces are required.
- (2) Where sixty (60) or more vehicle Parking Spaces are required, the pedestrian walkway(s) shall have raised crosswalks at intersections with streets and parking drive aisles.

- (3) Any vehicle Parking Spaces abutting a pedestrian walkway shall include a physical barrier that prevents a vehicle from protruding into the pedestrian walkway.

PART 5 – LOADING SPACE REQUIREMENTS

19. LOADING SPACE SUPPLY

- (1) For Dwelling - Multiple Family, Commercial, Industrial, Office, and Public Institutional, Cultural, and Recreational uses, or other similar use, Loading Spaces shall be provided as specified in this Part.
- (2) The minimum number of required Loading Spaces shall be calculated in accordance with **Table 6**.

TABLE 6. OFF-STREET LOADING SPACE SUPPLY REQUIREMENTS

Use	Building Gross Floor Area (GFA)	Required Number of Loading Spaces
Commercial and Industrial uses	700 sq. m to 1,500 sq. m	1
	1,500 sq. m to 2,500 sq. m	2
	Each additional 2,500 sq. m	+1
Office and Public Institutional, Arts and Cultural Facility, and Recreational uses	2,000 sq. m to 6,000 sq. m	1
	Each additional 3,000 sq. m	+1
Dwelling - Multiple Family (All)	10 to 100 residential units	1
	Over 100 residential units	2
Other Similar Use	As determined by a Parking Study	

20. LOADING SPACE DESIGN AND LAYOUT

- (1) All required off-street Loading Spaces shall:
- have minimum dimensions of 3.7m in width, 7.5m in length, and 4.25m in height and
 - be of adequate size and with adequate access to accommodate the types of vehicles which will be loading and unloading.
- (2) For Dwelling - Multiple Family uses, the dimensions of a Loading Space shall conform to those of a conventional vehicle Parking Space outlined in **Table 2**. Access to Loading Spaces shall be so arranged that no backing or turning movements of vehicles going to and from the parcel causes interference with traffic on abutting highways.
- (3) All Loading Spaces shall be located on the parcel so that they do not interfere with abutting vehicle Parking Spaces, driveway aisles, or pedestrian walkways.

- (4) All Loading Spaces shall be screened from view from driveway entrances, Parking Areas, abutting properties, and abutting highways, except those Loading Spaces in Dwelling - Multiple Family and Industrial uses.
- (5) All required off-street Loading Spaces shall be clearly designated as Loading Spaces.

PART 6 – BICYCLE AND MOBILITY SCOOTER PARKING REQUIREMENTS

21. BICYCLE AND MOBILITY SCOOTER PARKING SUPPLY

- (1) Short-Term Bicycle Parking, Long-Term Bicycle Parking, and Mobility Scooter parking shall be provided as specified in this Part.
- (2) The minimum number of required Bicycle Parking Spaces and Mobility Scooter Parking Spaces shall be calculated in accordance with **Table 7**.

TABLE 7. MINIMUM BICYCLE AND MOBILITY SCOOTER PARKING SUPPLY REQUIREMENTS

Use	Required Bicycle Parking Spaces		Required Mobility Scooter Spaces
	Long-Term	Short-Term	
Residential			
Dwelling - Single Family, Dwelling - Two Family, Secondary Suite, and Floathome and Liveaboard	N/A		0
Detached Accessory Dwelling Unit Dwelling – Small Scale Multi-Family Housing	1.0 per dwelling unit	0	0
Dwelling - Townhouse	1.0 per dwelling unit with one bedroom or less 1.5 per dwelling unit with two or more bedrooms	0	0
Dwelling - Multiple Family	1.0 per dwelling unit with one bedroom or less 1.5 per dwelling unit with two or more bedrooms	6 spaces per building	0
Senior Citizens' Apartments, Congregate Care Senior Citizens' Apartment and Community Care Facility	0.2 per dwelling unit	6 spaces per building	2 spaces per building, plus 1 additional space per 25 Parking Spaces required
Commercial			

Use	Required Bicycle Parking Spaces		Required Mobility Scooter Spaces
	Long-Term	Short-Term	
Hotel and Motel	1 per 10 per rental room used for sleeping	6 spaces per building	1 space per building
Bed and Breakfast	1 per 5 rental rooms	2 spaces per building	0
Office, Retail Store, Entertainment, Personal Service Establishment, and Restaurant	1 per 150 sq. m of gross floor area	6 spaces per primary public building entrance (excluding emergency exits)	1 space per building

Industrial			
All Industrial	1 per 500 sq. m of gross floor area	6 spaces per building	0

Public Institutional, Cultural, and Recreational			
Arts and Cultural Facility	1 per 250 sq. m of gross floor area	1 per 100 sq. m of gross floor area	2 spaces per building
Assembly Use	1 per 250 sq. m of gross floor area	1 per 100 sq. m of gross floor area	2 spaces per building
Group Children's Day Care Centre	1 per 500 sq. m of gross floor area	6 spaces per building	0
Hospital	1 per 500 sq. m of gross floor area	6 spaces at each public building entrance	2 spaces at each public building entrance
Post-Secondary Institution (University or College)	1 per 500 sq. m of gross floor area	1 per 100 sq. m of gross floor area	2 spaces per building
Recreation Centre	1 per 400 sq. m of gross floor area	1 per 100 sq. m of gross floor area	2 spaces at each public building entrance
School – Elementary, Middle, or Secondary	1 per 500 sq. m of gross floor area	1 per 125 sq. m of gross floor area	2 spaces per building

22. BICYCLE PARKING DESIGN AND LAYOUT


- (1) Bicycle Parking Space and aisle dimensions shall be in accordance with the standards outlined in **Table 8**.
- (2) All Short-Term Bicycle Parking Spaces shall be located not more than 15m from the primary building entrance and accessible to visitors or the public.
- (3) Short-Term Bicycle Parking Spaces shall be well-lit, located at the surface level, physically separated from vehicle parking facilities, and not interfere with pedestrian travel.
- (4) Long-Term Bicycle Parking Spaces shall be located in a dedicated, fully enclosed, and weather-protected facility with controlled access.

- (5) Long-Term Bicycle Parking Spaces shall be located at surface level or at the first level of a vehicle Parking Area accessed directly by an elevator from a primary building entrance or by a stairwell that includes a ramp for bicycles.
- (6) All doors accessing Long-Term Bicycle Parking Spaces shall be equipped with automatic door openers.
- (7) Stacked or vertical bicycle parking configurations, as shown in **Figure 3**, may comprise a maximum of 50% of all required Long-Term Bicycle Parking Spaces.
 - a. Notwithstanding Section 24(7), vertical bicycle parking configurations may comprise a maximum of 30% of all required Long-Term Bicycle Parking Spaces.
 - b. Stacked Long-Term Bicycle Parking Spaces shall be designed to provide access without the need to lift the bicycle entirely off the ground and include a pneumatic or mechanical lift.
- (8) A minimum of 50% of all Long-Term Bicycle Parking Spaces shall have access to an electrified 110V outlet within 2m of the Long-Term Bicycle Parking Space.

TABLE 8. BICYCLE PARKING SPACE AND AISLE DIMENSION REQUIREMENTS

	Minimum Dimensions	
	Width	Depth
Ground Anchored Rack (standard)	0.9m	1.8m
Ground Anchored Rack (oversized)	0.9m	3.0m
Wall Mounted Vertical Rack	0.6m	1.2m
Access Aisle	1.5m	
Access Door	1.0m	

FIGURE 4. VERTICAL (LEFT) AND STACKED (RIGHT) LONG-TERM BICYCLE PARKING CONFIGURATIONS



23. OVERSIZED BICYCLE PARKING

- (1) A minimum of 10% of the required Long-Term Bicycle Parking and Short-Term Bicycle Parking Spaces shall be designed as Oversized Bicycle Parking Spaces.
- (2) Oversized Bicycle Parking Spaces shall be provided as ground-anchored racks.
- (3) Oversized Bicycle Parking Spaces shall have minimum dimensions of 3.0m in length and 0.9m in width.
- (4) A minimum of 50% of required Long-Term Oversized Bicycle Parking Spaces shall have access to an electrified 110V outlet within 2m of the Oversized Bicycle Parking Space.

24. MOBILITY SCOOTER PARKING DESIGN AND LAYOUT

- (1) Mobility Scooter Parking Spaces shall be no less than 1.0m in width and 1.5m in length.
- (2) Mobility Scooter Parking Spaces shall be located adjacent to the primary building entrance and shall not impede pedestrian access to the building or sidewalk.
- (3) Mobility Scooter Parking Spaces shall be secured and located within 2.0m of a 110V outlet.
- (4) Mobility Scooter Parking Spaces shall be separated from bicycle Parking Spaces.

25. END-OF-TRIP FACILITIES

The minimum number of required end-of-trip facilities shall be calculated in accordance with **Table 9** except that:

- (1) Cycling End-of-Trip Facilities are not required for the following uses:
 - a. All residential uses including residential uses in mixed use buildings.
 - b. Hotel, Motel, and Bed and Breakfast uses.
- (2) End-of-trip facilities shall be provided in a common area and be located no more than 50m from the Long-Term Bicycle Parking Spaces.

TABLE 9. MINIMUM END-OF-TRIP FACILITY REQUIREMENTS

Required Number of Long-Term Bicycle Parking Spaces	End-of-Trip Facility				
	Toilet	Wash Basin	Shower	Bicycle Repair Set	Clothing Locker
All Other Uses					
5 or less	0	0	0	0	1.25 times the number of required Long-Term Bicycle Parking Spaces
6-10	0	1	0	1	
11-20	0	2	1	1	
21-30	0	3	2	1	
31-40	2	4	3	2	
For each additional 30 or part thereof	2 additional	2 additional	2 additional	1 additional	

PART 7 – REPEAL**26. REPEAL OF BYLAW**

- (1) The Township of Esquimalt Parking Bylaw, 1992, No. 2011 and any amendments thereto, are hereby repealed.

READ a first time by the Municipal Council on the 9th day of June, 2025.

READ a second time, as amended, by the Municipal Council on the 7th day of July, 2025.

READ a third time by the Municipal Council on the 7th day of July, 2025.

ADOPTED by the Municipal Council on the ____ day of _____, 2025.

BARBARA DESJARDINS
MAYOR

DEBRA HOPKINS
CORPORATE OFFICER