

Deborah Liske

Subject: FW: Additional ESQ data re: Esquimalt Council Request
Attachments: image001.png; ATT00001.htm; Comparison of ED files per year projected_20181027.pdf; ATT00002.htm; 20190125_Esquimalt Council Request.docx; ATT00003.htm

From: "Manak, Del"
Date: February 16, 2019 at 11:06:45 AM GMT-7
To: "mayorandcouncil@esquimalt.ca" <mayorandcouncil@esquimalt.ca>
Cc: Laurie Hurst <laurie.hurst@esquimalt.ca>, "Lindner, Keith" "Plater, Sean"

Subject: Additional ESQ data re: Esquimalt Council Request

Good morning Mayor Desjardins and Esquimalt Council,

I am pleased to share the supplemental data the you requested as well as some additional information that you may find useful for consideration. I have attached the following documents;

- 1) Calls for Service (CFS) 2010 – 2018
 - a. Percentage increase and / or decrease
 - b. Comparison by Division (Esquimalt Division vs. Victoria Division)
 - c. Comparison by Municipality
 - d. Esquimalt and Vic West Comparison
 - e. Priority Percentages

- 2) Growth Chart of Electronic Disclosure – indicative of increases in digital media, investigative complexity, and court imposed standards.

- 3) Comparison of Cost Efficiencies – VicPD is efficient in processing criminal charges per officer. The Criminal Code offences, Adjusted Strength and Total Costs came from the Police Resources in BC 2016 publication from the Ministry of Public Safety and Solicitor General Police Services Division. Population came from the 2016 Census (not the Police Resources report).
 - a. Cost per person charged
 - b. Cost per Criminal Code offence

Please feel free to reach out to me if you have any questions. I look forward to seeing you on Mon, Feb 25 to provide you with an 'in-camera' operational update.

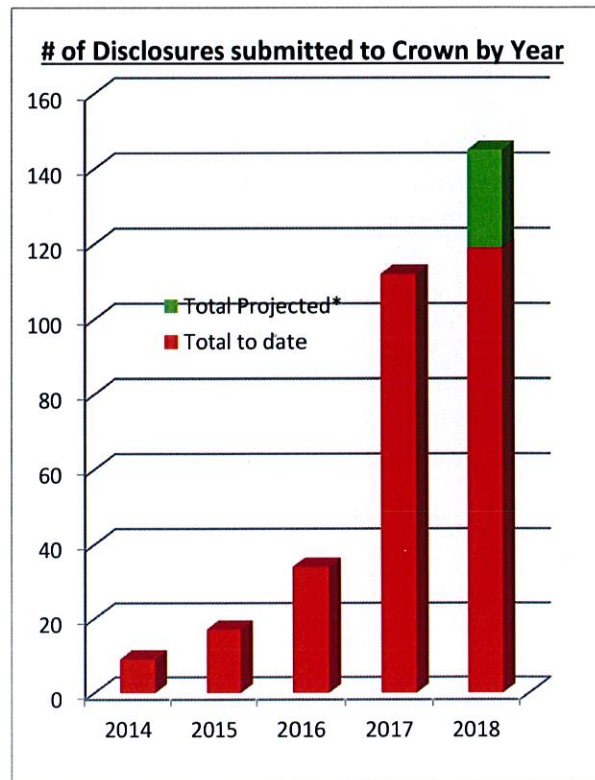
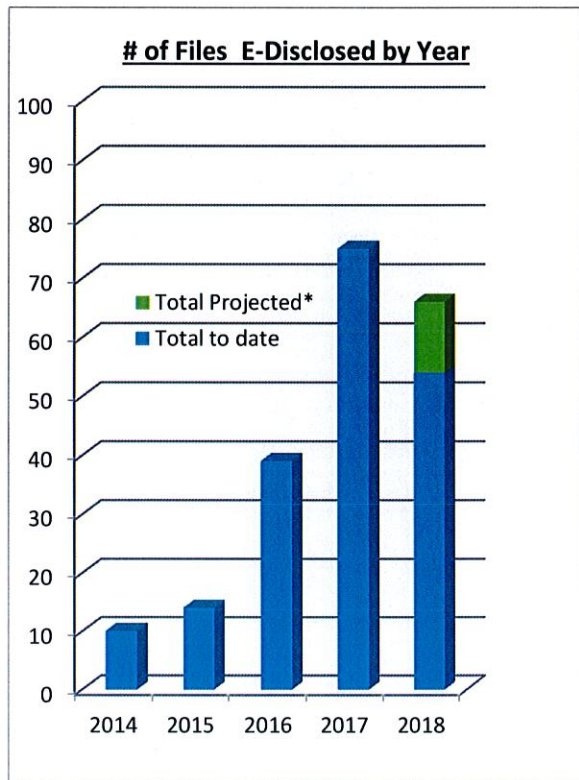
CORPORATION OF THE TOWNSHIP OF ESQUIMALT		
For Information:		
<input type="checkbox"/> CAO	<input type="checkbox"/> Mayor/Council	
<input type="checkbox"/>		
RECEIVED: FEB 19 2019		
Referred: ANJA		
<input type="checkbox"/> For Action	<input type="checkbox"/> For Response	<input type="checkbox"/> COTW
<input type="checkbox"/> For Report	<input checked="" type="checkbox"/> Council Agenda	<input type="checkbox"/> IC

Comparison of Electronically Disclosed Files per Year

Year	# of Files		# of Disclosures	
	Total to date	Total Projected*	Total to date	Total Projected*
2014	10		9	
2015	14		17	
2016	39		34	
2017	75		112	
2018	54	66	119	145

* Projected - Estimate based on date of this report (October 27) being the 300th day of the calendar year. The formula (total to-date/300) X 365 was used.

In addition to the 119 files disclosed to date, there are 81 files currently being monitored for either subsequent disclosure, or disposition in Court.



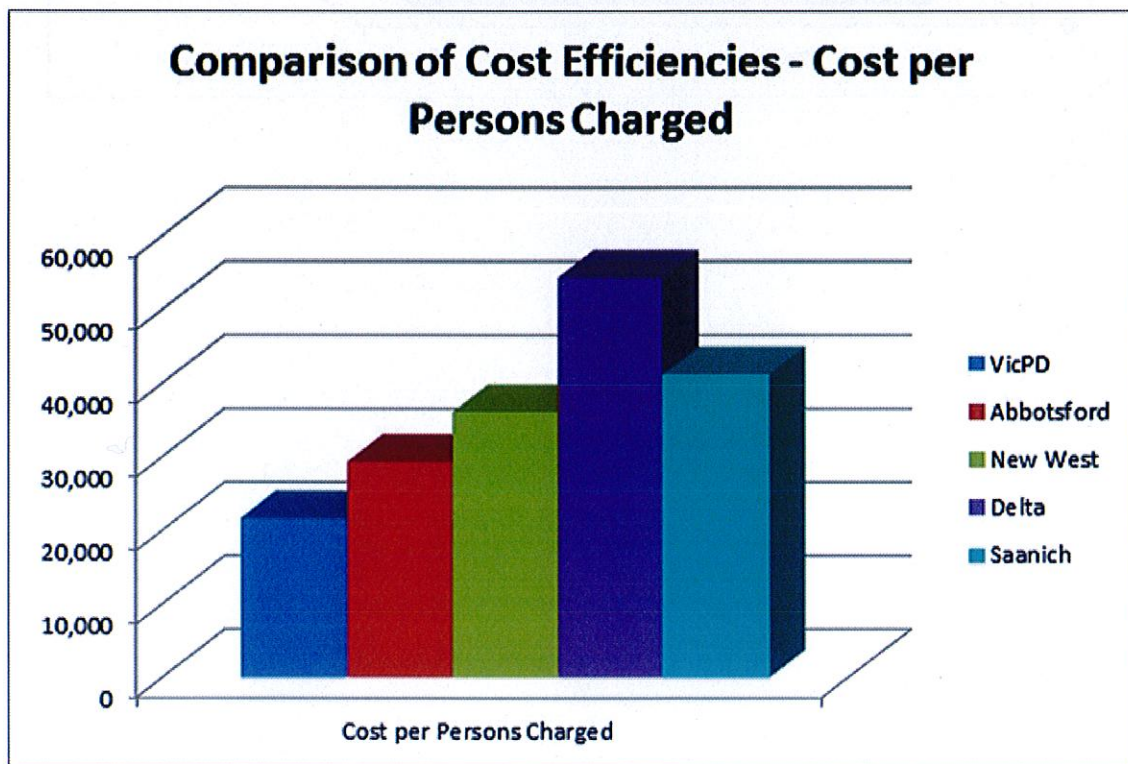
Although 2018 is projected to have fewer *files* disclosed electronically than 2017, the **total number of disclosures is projected to increase by 30%**. This increase is due to a number of factors - for example, although the file may be generated in a given year, the investigation may take considerable time, therefore the disclosure may not be built or completed for many months or potentially years after the file was initiated. Additionally, changes in disclosure governance (e.g. disclosure of electronic communication), increases in the volume of multimedia generated, and external lab delays are some other examples that have an impact on the number of disclosures in a given file, as well as the time and resources required for each disclosure.

Esquimalt Council Request

Comparison of Costs of Policing

	VicPD	Abbotsford	New West	Delta	Saanich
Adjusted Strength	245	210	110	182	161
CCC Offences	10,833	9,176	4,842	4,740	4,174
Persons Charged (All CC Offences Except Traffic)	2,326	1,533	703	670	800
Total Cleared	3,161	1,869	990	917	1,162
Crime Severity Index	114.23	88.15	73.82	50.87	37.36
Total Costs	50,273,629	44,916,890	25,357,400	36,390,284	32,976,224

Pop per Officer	422	673	645	562	709
CCC Offences per Officer	44.22	43.70	44.02	26.04	25.93
Cost per capita	\$485.98	\$317.67	\$357.17	\$355.94	\$288.89
	VicPD	Abbotsford	New West	Delta	Saanich
Cost per Persons Charged	21,614	29,300	36,070	54,314	41,220
Cost per CCC Offence	4,641	4,895	5,237	7,677	7,900



Comparison of Cost Efficiencies - Cost per Criminal Code Offence

